

Have fun learning and playing
with your preschooler!

First, watch
this week's
video!



Bible Story

Prodigal Son
(Luke 15:11-24)

Remember This

"The crowds were
amazed at his teaching."
Matthew 7:28, NIV

Say This

Who teaches you
important things?
Jesus teaches me
important things.

Activity

School

What You Need

Washable markers; blank sheets of paper; tape; any other school supplies you may have (an easel, number line, ruler, tape, etc.); and plush friends to be "students"

What You Do

Create a "classroom" somewhere in your home. Set up the plush friends to be part of the "classroom."

On a sheet of paper, write the numbers 1-10. Then, tape it to the wall at the front of your classroom. Invite your child to be "teacher" for the day. They are going to help everyone learn how to count to ten. (If your child cannot yet count to ten, have them teach you how to count to three or another skill they know.)

Say, "Learning how to count to ten is important. Let's pretend to play school. You are the teacher, and we are your students. Help my 'friends' and I by teaching us how to count."

Offer assistance to the teacher as necessary, but try to let them "teach" on their own. Repeat the activity with other skills and knowledge as time allows.

When you are finished with the activity, say, "Wow! You are an awesome teacher! In our story today, we heard about the best teacher of all, Jesus! I'm so glad we have a friend like Jesus to teach us important things. Jesus teaches us that God loves us, no matter what, just like the father loved his son in our story. **Who teaches you important things?** (Pause.) That's right! **Jesus teaches me important things!"**

Prayer

"God, thank You for sending Jesus to be our friend forever. We know that Jesus teaches us important things. Thank You for loving us, no matter what. In Jesus' name we pray, amen."

Have fun learning and playing
with your preschooler!

First, watch
this week's
video!



Bible Story

The Lost Sheep
(Luke 15:3-7)

Remember This

"The crowds were
amazed at his teaching."
Matthew 7:28, NIV

Say This

Who teaches you
important things?
Jesus teaches me
important things.

Activity

Where Is the Sheep?

What You Need

Cotton balls


What You Do

Spread cotton balls all over the room. Then, encourage your child to stand near a cotton ball and say the memory verse with you. Have them bring that sheep to you, then encourage them to stand by another sheep and say the verse again.

Say, "I see a lot of sheep around the room. The cotton balls are our sheep. Go find a sheep and stand next to it. *(Pause.)* Yay! Now, let's say our memory verse together. 'The crowds *(arms out and around)* were amazed *(hands to eyes like binoculars then open and close)* at his teaching *(hands to mouth)*,' Matthew 7:28. *(Open hands like a book.)* Great job! Now, bring your sheep to me and find another sheep!"

Continue until all of the sheep are found and returned. Redistribute the sheep to play again if time allows.

When you are finished, say, "You did an awesome job of finding all the sheep. Jesus told us the story about the shepherd and his lost sheep because He wanted us to know that we're all important to God. So, when I ask 'Who teaches you important things?', you say, 'Jesus teaches me important things.' Ready? **Who teaches you important things? Jesus teaches me important things.**"



Prayer

"God, thank You for sending Jesus to teach us so many important things and be our friend forever. All of our friends and family are very important to You, God. Thank You for loving us so, so much. In Jesus' name we pray, amen."

Have fun learning and playing
with your preschooler!

First, watch
this week's
video!



Bible Story

Bigger Barns
(Acts 2:45; Luke 12:16-21)

Remember This

"The crowds were
amazed at his teaching."
Matthew 7:28, NIV

Say This

Who teaches you
important things?
Jesus teaches me
important things.

Activity

Build a Barn

What You Need

DUPLO® blocks or equivalent

What You Do

Place the blocks on the floor.

Say, "Today, we heard a Bible story about someone who built a barn! We have blocks, so we can build too! Show me what you can build!"


Along with your child, build a building together using the blocks.

Say, "Who are some friends we could share our building with? (*Allow for response.*) That's right! They'd love for us to share our building with them."

Continue building new buildings as time allows.

When you are finished, say, "Wow! You are an amazing builder! In our story today, we heard about a man who built a big barn. Jesus told the story about the man building bigger barns to teach us that it is better to share our stuff than it is to keep it all for ourselves. Sharing our stuff is very important! I'm so glad we have Jesus to teach us important things.

Who teaches you important things? Jesus teaches me important things!"



Prayer

"Dear God, we love You! Thank You for Jesus, the best friend ever. Jesus teaches us important things. Help us share our stuff this week. In Jesus' name we pray, amen.

Have fun learning and playing
with your preschooler!

First, watch
this week's
video!



Bible Story

Good Samaritan
(Luke 10:25-37)

Remember This

"The crowds were
amazed at his teaching."
Matthew 7:28, NIV

Say This

Who teaches you
important things?
Jesus teaches me
important things.

Activity

Teddy Boo-Boo

What You Need

Teddy bear and ACE™ bandages, roll of gauze, or tissue paper


What You Do

Ask your child to help the teddy bear by bandaging his "boo-boos."

Say, "Our teddy bear is hurt! Let's help our friend teddy and fix him right up! I have bandages that we can use to wrap Teddy's boo-boos."

Allow your child to "patch up" Teddy's boo-boos.

When you are finished, say, "Today we heard a Bible story about a man who had boo-boos and needed help too! Just like the Good Samaritan in our story, we can help others. The very important thing Jesus taught us in this story is that we can help everyone. I'm so glad we have a friend like Jesus to teach us important things. **Who teaches you important things? Jesus teaches me important things.**"



Prayer

"Dear God, thank You for the stories like this one Jesus told to remind us to help everyone. Thank You for sending Jesus to teach us important things. We want to do what Jesus teaches us and help everyone. In Jesus' name we pray, amen."

Have fun learning and playing
with your preschooler!

First, watch
this week's
video!



Bible Story

House on a Rock
(Matthew 7:24-27)

Remember This

"The crowds were
amazed at his teaching."
Matthew 7:28, NIV

Say This

Who teaches you
important things?
Jesus teaches me
important things.

Activity

Rock Hop

What You Need

Paper, tape, and scissors

What You Do


Cut the paper in 10-12 rock-shaped ovals. They should be large enough for your child to hop on. Then, tape them down onto a carpet or rug into a pathway.

Say, "Let's pretend that there are rocks and sand on our floor. The papers (*point*) are the rocks, and the rest of the floor (*point*) is the sand."

Invite your child to hop from rock to rock along the path. Tell the children that the floor is the sand and to try to stay only on the rocks. Repeat several times.

Say, "Let's hop on the rocks and to be sure to stay out of the sand!"

When you are finished, say, "Nice job! Jesus teaches us so many things through our Bible stories. Today, He taught us how to live by telling us the story of the house on the rock that was stronger than the house on the sand. Jesus taught us that when we follow Him and live like He taught us, we will be strong like the house on the rock. **Who teaches you important things? Jesus teaches me important things!**"



Prayer

"God, thank You for loving us SO, SO much that You sent Jesus to be our friend forever. Thank You for all the wonderful things He teaches us. Help us love everyone because everyone is important to You. Help us share and help and live like Jesus. We love You. In Jesus' name we pray, amen."