



NEIGHBORHOOD  
**EASTER  
EGG HUNT  
GUIDE**

LOVE YOUR

NEIGHBOR

CHALLENGE


**#LOVEYOUDSM**



At Valley Church, we are committed to developing relationships with those in our community and neighborhoods as a first step in building a bridge to the church. As daunting as reaching out to our neighbors may seem, Easter is one of the times of year when people are open to having fun and connecting with others. Because of this, Church and the Valley Community Center want to empower your family (and/or your Life Group) to host a Neighborhood Egg Hunt.

Regardless of whether your neighbors share the same faith, people are always looking for an excuse to meet others in their community and have a party. This is a guide to get you started, but please adapt it according to your needs.

Your party can be as simple or as extravagant as you like. It isn't about a perfect event; it is about connecting with your neighbors and showing love to our community. So have some fun and build special memories sharing the love of Jesus with those in your neighborhood (with no strings attached).







#LOVEYOUDSM



# HOW TO HOST

- Purchase eggs (we recommend 100, but adjust depending on size of your event), candy/prizes (peanut free!) to fill each egg three times, and reusable bags for kids without Easter baskets. Refill the eggs for each group you host, or if you are hosting a larger egg hunt you will need to buy additional eggs.
- Find a date in March/April that works for you, then invite a few other families/couples to help organize your party. Try to invite neighbors, friends, and family that do not attend church anywhere. Invite one family at a time, or do it in their yard, or invite several families over. Whatever you're comfortable with.
- Two weeks before your event, hand-deliver the party invitations that are provided, invite via social media, or verbally invite your neighbors. It is okay if not everyone who is invited has children. Who doesn't like being invited to a party?
- Have an inclement weather plan.
- Remember your goal. It isn't about a Pinterest-worthy event; it is about being intentional in connecting with others.
- Share photos and videos of your event on social media. Be sure to use the hashtag #loveyoudsm.



#LOVEYOUSM



# GAME IDEAS

## Pin the Tail on the Bunny

**Supplies:** A poster board with a bunny drawn/printed on it, cotton balls, double-sided tape, blindfold

**How to Play:** Blindfolded children take turns sticking the tails (or cotton balls) to a large picture of a rabbit missing its tail. Whoever gets closest to the bunny's actual tail placement wins.

## Egg Roll Race




**Supplies:** Hard-boiled eggs, long handled spoons, start and finish line

**How to Play:** Players push an egg through the grass with a long-handled spoon. First team to cross the finish line wins!

## Egg 'n Spoon Relay

**Supplies:** 2 spoons, hard-boiled eggs, start and finish line

**How to Play:** Divide players into two teams. The first player is given hard-boiled egg in a spoon to carry from Point A to Point B and back again. The egg and spoon are then handed off to the next player on his/her team, who carries it back to Point A. If the egg is dropped, the person carrying the egg must go back to where he/she started. The first team to complete the relay wins.



#LOVEYOUDSM



# GAME IDEAS, CONT.

## Bunny Hop Sack Race

**Supplies:** 1 old pillowcase or sack per person, start and finish line

**How to Play:** Kids place both of their legs inside a pillowcase that reaches their waist or neck and hop to the finish line. The first person to cross the finish line is the winner of the race.

## Egg toss




**Supplies:** One egg for every two people (not hard boiled)

**How to Play:** Each person chooses a partner and stands facing each other about an arm's length away. Partner one gently tosses the egg to partner two. Both partners take one step back and toss the egg again. If the egg breaks, that partner pair is out. Continue playing until only one partner pair is left.

## Selfie Scavenger Hunt

**Supplies:** List of Scavenger hunt items (included), one camera or smart phone per team

**How to Play:** Divide your crew into teams of 2-6 players each and give each team a list of items to take a Selfie with that are easily found in your neighborhood. The first team to complete the list and return "home" are the winners. This game is great for older kids, but we suggest sending an adult with each team for safety.



#LOVEYOU DSM




# OTHER DETAILS/IDEAS

**Set-up:** Folding tables and chairs outside for food and activities (ask everyone to bring their own camp/sporting chair), plastic table coverings, spring flowers displayed in a basket or jar, paper plates, napkins, cups, utensils, and hand sanitizer

**Suggested Activities:** Coloring pages (included), egg hunt, games (see Game Ideas), egg dyeing

**Food Ideas:** Cut-up sandwiches, deviled eggs, fruit, veggies, candy, cupcakes, Easter cookies

**Drink Ideas:** Juice boxes, small bottles of water, covered pitchers of fruit-infused water, punch, tea/coffee for the grown-ups



#LOVEYOUDSM



# YOU'RE INVITED!

TO OUR NEIGHBORHOOD EASTER EGG HUNT

WHEN:

WHERE:

RSVP TO:

DON'T FORGET YOUR EASTER BASKET!  
GAMES, SNACKS AND DRINKS TO FOLLOW.



# YOU'RE INVITED!

TO OUR NEIGHBORHOOD EASTER EGG HUNT

WHEN:

WHERE:

RSVP TO:

DON'T FORGET YOUR EASTER BASKET!  
GAMES, SNACKS AND DRINKS TO FOLLOW.

